




Kentucky High School Athletic Association

2280 Executive Drive ° Lexington, KY 40505 ° www.khsaa.org ° (859)299-5472 (859)293-5999 (fax)

MEMORANDUM

To: Superintendent, Principal, and Athletic Director
Breckinridge County High School

From: Brigid L. DeVries, Commissioner
Larry Boucher, Assistant Commissioner 


Date: June 4, 2004

Subject: 2003-2004 Title IX Annual Report Forms Submission

Enclosed please find a copy of Form T-65, The 2003-2004 Title IX Annual Report Forms Checklist. In addition, you may find an attachment with corrected copies of the forms submitted by your school personnel. Please review this information so the forms can be completed accurately in the future.

Also, KHSAA Audit Staff may have requested a re-submission of some of the 2003-2004 Annual Report Forms or need additional information on your athletic programs. Please submit this information by the date requested if this is applicable. Copies and all KHSAA Title IX documents must be kept current and included in your permanent Title IX File at the school. All documents are subject to Open Records Requests.

Should you need any further information, please do not hesitate to call anytime.



MEMORANDUM

TO: KHSAA Member School Superintendents, Principals, and Athletic Directors

FROM: Brigid L. DeVries, Commissioner
Larry Boucher, Assistant Commissioner

DATE: June 4, 2004

RE: 2004 Title IX Forms Submission

School	Breckinridge County High School	Reviewed by	Fran Edwards
--------	---------------------------------	-------------	--------------

The following is a status report regarding the required 2003 - 2004 Title IX submission of forms due in to the KHSAA office by April 15, 2004. Appropriate audit personnel have reviewed these forms and the following is a summary of this review.

I. Checklist of Forms properly submitted in a satisfactory manner:

✓	GE 19 (Annual Verification)	✓	T-36 (Budget Expenses)
✓	T-1 (Summary Program Chart 1)	✓	T-41 (Checklist – Overall Interscholastic Program)
✓	T-2 (Summary Program Chart 2)	✓	T-60 (Corrective Action Plan)
✓	T-3 (Summary Program Chart 3)	✓	T-63 (Interscholastic Survey Results))
✓	T-4 (Summary Program Chart 4)	✓	T-68 (Five Year Summary)
✓	T-35 (Budget Expenses)		

II. Status

A.	✓	2003 – 2004 Forms are satisfactory and no further information or action is necessary at this time.
B.		Errors have been noted with respect to the following forms:
C.		The following forms were omitted and must be submitted by school representatives:
D.	✓	Other Recommendation and Comments: <ul style="list-style-type: none"> ▪ The Annual Report was well prepared.



**2003-2004 KENTUCKY HIGH SCHOOL ATHLETIC ASSOCIATION
ANNUAL VERIFICATION OF TITLE IX PROCEDURES**
(To be submitted by April 15, 2004 along with other required forms)

APR 19 2004

The Breckinridge County High School, Harned, Kentucky
(Name of High School) (City)

certifies to the Kentucky High School Athletic Association that the following is an accurate and true representation of the facts surrounding compliance with 20 U.S.C. Sections 1681-1688, et. Seq. (also known as Title IX)

I certify the following provisions in accordance with records at the school contained in the permanent Title IX file, and to the best of my knowledge have completed the following tasks. (All boxes must be checked)

- Established a gender equity committee at the high school. (list committee personnel and provide attachment if necessary) See attached sheet

Name	Address	Phone	Title
Melanie Board	Irvington, KY	536-3718	Elementary Teacher/Coach
Tom Brite	Hardinsburg, KY	756-6150	Attorney
Tim Butler	Leitchfield, KY	230-1152	Middle School Teacher/Coach
Robert Cox	Hardinsburg, KY	756-6460	High School Principal/A.D.
Brent Fentress	Harned, KY	756-2536	Male Student Representative
Wayne Fentress	Hardinsburg, KY	756-2121	School Board Member/Businessman
Chris Jarboe	McDaniels, KY	257-2414	Central Office Representative

- Scheduled a minimum of three meetings during the 2003-2004 school year on the following dates:
December 17, 2003
April 21, 2004
May 12, 2004

- Designated the following person(s) as the Title IX coordinator for the school:

<u>Wanda Tate</u>	<u>Freshman Transition Advisor</u>	<u>Harned, KY</u>	<u>270-756-3084</u>
Name	Title	Address	Phone

- School personnel are continuing to make periodic reviews of the boys and girls athletics program reflected in the Corrective Action Plan.

- In addition to the above information, the above referenced school maintains a complete permanent file relative to Title IX records including copies of the self-assessment audit, all corrective action plans, and other related materials.

Robert A. Cox
Principal's Signature

04.13 2004
Date

Wayne Fentress
Superintendent Signature

Joe S. Hobbs
School Board Chairpersons' Signature

(Send original copy to KHSAA - Maintain duplicate in Title IX school folder)

2003-2004 Title IX Committee

Betsy Payne	Hardinsburg, KY	756-1456	Female Student Representative
Betty Poole	Hardinsburg, KY	756-6139	Teacher/Girls' Coach
Wayne Puckett	Hudson, KY	257-9970	Superintendent
Wanda Tate	Hardinsburg, KY	756-6073	Committee Coordinator

**ACCOMMODATION OF INTERESTS AND ABILITIES
SUMMARY PROGRAM CHART 1**

Participation Opportunities Test One

		(Column 1)	(Column 2)	(Column 3)	(Column 4)
	Program	Enrollment	Percentage of Total Enrollment	Number of Interscholastic Participants (double and triple count)	Percentage of Total Participation
Row 1	GIRLS	387	47	146	42.3
Row 2	BOYS	436	53	199	57.7
Row 3	Totals	823	100%	345	100%

Instructions:

*Number of 8th grade students & below used in Column 3 and Column 4 calculations if applicable: 34

- Determine the total number of girls enrolled, (place in Row 1, Column 1). Determine the total number of boys enrolled, (place in Row 2, Column 1).
- Add the total number of girls and boys enrolled to determine total enrollment, (place in Row 3, Column 1).
- Calculate the percentage of total enrollment that is female. (Divide Row 1, Column 1 by row 3, Column 1 and place in Row 1, Column 2.) Calculate the percentage of total enrollment that is male. (Divide Row 2, Column 1 by Row 3, Column 1 and place in Row 2, Column 2.) Note: Row 1, Column 2 plus Row 2, Column 2 should total 100%.
- Ask the head coaches to review the most updated eligibility or squad lists for their teams. Ask coaches to confirm the names of those individuals who are on the team as of the first **date of competition**, and cross out the names of those who were cut from the team or quit the team prior to the first competitive event. Determine the total number of interscholastic athletics participants that are girls, (and place in Row 1, Column 3). In order to determine the total number of athletics participants, an individual should be counted each time he or she participates on a team. For example, if Jane Doe competes on the varsity volleyball team, the junior varsity volleyball team, the junior varsity basketball team, and the varsity softball team, she should be counted as four participants (**do not include club or intramural sports participants, cheerleaders, dance teams, or pom squads**). Calculate the same way for boys and girls. * In addition, should 8th grade students and below play on a Freshman, Junior Varsity, or Varsity team, they should also be counted for each team and sport on which they participate. If applicable, please asterisk the above notation as to how many 8th grade students & below are included in the totals. Using the same procedure, determine the total number of interscholastic athletic participants that are boys, (and place in Row 2, Column 3). Add Row 1, Column 3 plus Row 2, Column 3 to get total participants and place in Row 3, Column 3.
- Calculate the percentage of female participation. (Row 1, Column 3 divided by Row 3, Column 3 and place in Row 1, Column 4.) Calculate the percentage of male participation. (Row 2, Column 3 divided by Row 3, Column 3 and place in Row 2, Column 4.) Note: Row 1, Column 4 plus Row 2, Column 4 should total 100%.

Note: While being within three percent is not a formal compliance standard; if the percent listed in Row 1, Column 4 is within 3% of Row 1, Column 2, then it provides a good target within which compliance is likely.

Principal's Signature: Robert D. Cox

Date: 04.13.04

2003-2004
ACCOMMODATION OF INTERESTS AND ABILITIES
SUMMARY PROGRAM CHART 2


KHSAA
 Form T2
 Rev. 8/03

Participation Opportunities Test Two

		Column 1	Column 2	Column 3	Column 4	Column 5	
Program		Number of Teams Currently Offered	Number of Participants	Number of Teams Added in Last Five Years	Number of Participants Added in Last Five Years	Percent of Total Participation By Sex Added in Last 5 Years	
GIRLS	Row 1	varsity:	5	51	2	18	
	Row 2	j.v.:	4	53	3	36	
	Row 3	frosh:	3	42	2	21	
	Row 4	total:	12	146	7	75	51.4
BOYS	Row 5	varsity:	5	84	0	0	
	Row 6	j.v.:	3	58	0	0	
	Row 7	frosh:	3	57	1	20	
	Row 8	total:	11	199	1	20	10

- 1) For Column 1, list the number of interscholastic teams offered for girls and boys at each competitive level (varsity, junior varsity, and freshman). For girls, total each of the entries in Rows 1, 2, and 3 into Row 4. For boys, total Rows 5, 6, and 7 into Row 8.
- 2) For Column 2, list the number of participants at each level. For girls, total each of the entries in Rows 1, 2, and 3 into Row 4. For boys, total Rows 5, 6, and 7 into Row 8. **Note:** The totals in Row 4 for girls and in Row 8 for boys must be the same as the totals in Form T-1, Column 3, Rows 1 and 2 respectively.
- 3) For Column 3, list the number of interscholastic teams that have been added in the last five years at each competitive level. Count each team added during the 5 year period only one time. e.g. Girl's junior varsity soccer was added 3 years ago, count the team only once, not 3 times. For girls, total the entries in Rows 1, 2, and 3 into Row 4. For boys, total Rows 5, 6, and 7 into Row 8.
- 4) For Column 4, list the number of participants that are currently on each level of the teams that were added in the last five years. If a team was added previously but no longer exists, there are no current participants to be added for that team. For girls, total the entries in Rows 1, 2, and 3 into Row 4. For boys, total Rows 5, 6, and 7 into Row 8.
- 5) For Column 5, calculate the percentage of participants that have been added in the last five years. For girls, take the number in Column 4, Row 4 and divide by the number in Column 2, Row 4. For boys, take the number in Column 4, Row 8 and divide it by the number in Column 2, Row 8.

Note: If the percentage of current participants added in the last five years is 25% or greater, compliance with test two may be possible. If less than 25%, then compliance with test three should be analyzed. **CAUTION:** 25% is not a formal compliance standard.

Principal's Signature  Date: 04.13.04


2003-2004
ACCOMMODATION OF INTERESTS AND ABILITIES
SUMMARY PROGRAM CHART 3

Participation Opportunities Test Three

FOR ANY QUESTION ANSWERED "YES" IDENTIFY THE RESPECTIVE SPORT(S).

	GIRLS (Yes / No)		BOYS (Yes / No)
1. For a sport not currently played at the interscholastic level (varsity, junior varsity, or freshman) in your school, is there an intramural team offered for that sport?	no		no
2. For a sport <u>not</u> currently offered in your interscholastic athletics program, is there sufficient interest to form a viable interscholastic team based on participation on an intramural team or community recreation teams?	no		no
3. For a sport <u>not</u> currently offered, is there sufficient interest to form a viable interscholastic team based on student responses from the interscholastic survey?	no		no
4. For a sport currently offered at the varsity level only, is there sufficient interest to form a viable team for a junior varsity, or freshman team that is not currently offered?	no		no
5. For a sport currently offered at the junior varsity or freshman level is there sufficient interest to form a varsity team not currently offered?	na		na
6. If you answered YES to question (1), (2), (3), (4), or (5), are there enough high schools in your geographic area offering the sport (at the appropriate level) to allow for the development of a reasonable schedule of competition?			

Principal's Signature:



Date: 04.13.04

2003-2004
ACCOMODATION OF INTERESTS AND ABILITIES
SUMMARY PROGRAM CHART 4

Levels of Competition Test One

		Column 1	Column 2	Column 3
Girls	Team Levels	Number of Teams Currently Offered	Number of Participants	Percentage of Participants at Each Level
Row 1	varsity:	5	51	34.9
Row 2	j.v.:	4	53	36.3
Row 3	frosh:	4	42	28.8
Row 4	total:		146	100%
Boys				
Row 5	varsity:	5	84	42.2
Row 6	j.v.:	3	58	29.1
Row 7	frosh:	4	57	28.7
Row 8	total:		199	100%

- 1) Column 1, list the number of interscholastic teams offered for girls and boys at each competitive level; varsity, junior varsity, and freshman. (Refer to Form T-2, Accommodation of Interests and Abilities, Summary Program Chart 2, Column 1.)
- 2) For Column 2, list the number of participants at each level. For girls, total the entries in Rows 1, 2, and 3 into Row 4. For boys, total the entries in Rows 5, 6, and 7 into Row 8. (Refer to Form T-2, Accommodation of Interests and Abilities, Summary Program Chart 2, Column 2.)
- 3) For Column 3, calculate the percentage of female and male participants at each level.
For girls' varsity, junior varsity, and frosh, respectively:
 - Divide Column 2, Row 1 by Column 2, Row 4, and place the percentage in Column 3, Row 1.
 - Divide Column 2, Row 2 by Column 2, Row 4, and place the percentage in Column 3, Row 2.
 - Divide Column 2, Row 3 by Column 2, Row 4, and place the percentage in Column 3, Row 3.
 -
 For boys' varsity, junior varsity, and frosh, respectively:
 - Divide Column 2, Row 5 by Column 2, Row 8, and place the percentage in Column 3, Row 5.
 - Divide Column 2, Row 6 by Column 2, Row 8, and place the percentage in Column 3, Row 6.
 - Divide Column 2, Row 7 by Column 2, Row 8, and place the percentage in Column 3, Row 7.

Principal's Signature: Robert A. Cox Date: 04.13.04


2003-2004

**BUDGETED AND ACTUAL EXPENDITURES - PROGRAM COMPARISON CHART
TO INCLUDE BOOSTER CLUB FUNDING**

KHSAA
Form 135
REV. 8/03

	equipment and supplies		travel		awards		coaches' salaries (to include supplemental and extended employment)		facilities improvements		publications (if sport-specific)	
	B	E	B	E	B	E	B	E	B	E	B	E
G basketball	5,000	4,950	0	0	150	150	4443	4443	0	0	0	0
B basketball	5,000	4,900	0	0	150	150	4443	4443	0	0	0	0
G softball	2,500	2,500	0	0	150	150	2221	2221	1500	1500	0	0
B baseball	2,500	2,300	0	0	150	150	2221	2221	0	0	0	0
G cross country	200	200	0	0	100	100	1027	1027	0	0	0	0
B cross country	200	200	0	0	100	100	1027	1027	0	0	0	0
G golf	200	200	0	0	50	50	1027	1027	0	0	0	0
B golf	200	150	0	0	50	50	1027	1027	0	0	0	0
G soccer												
B soccer												
G swimming												
B swimming												

- Budget and expenditures on this 2003-2004 year report due by April 15, 2004, should reflect the total monies budgeted and spent for the entire year of 2002-2003 ending June 30, 2003.
- "B" is for budgeted dollar amounts and "E" is for actual dollar expenditures.
- Booster Club Funding/Contributions must be included in the expenditures total.
- Indicate percentage of total expenditures for each gender: Total Expenditures \$ 57,000 % for boys 55.6 % for girls 44.4

Principal's Signature:  Date: 04.13.04

2003-2004
BUDGETED AND ACTUAL EXPENDITURES - PROGRAM COMPARISON CHART 2
TO INCLUDE BOOSTER CLUB FUNDING

Teams	equipment and supplies		travel		awards		coaches' salaries (to include supplemental and extended employment)		facilities improvements		publications (if sport-specific)	
	B	E	B	E	B	E	B	E	B	E	B	E
G track												
B track												
G tennis												
B tennis												
G volleyball	5000	4400	0	0	150	150	2221	2221	0	0	0	0
B wrestling												
G (list sport)												
B (football)	10000	8,400	0	0	150	150	4443	4443	2000	2000	0	0
G (list sport)												
B (list sport)												

- Budget and expenditures on this 2003-2004 year report due by April 15, 2004, should reflect the total monies budgeted and spent for the entire year of 2002-2003 ending June 30/2003.
- "B" is for budgeted dollar amounts and "E" is for actual dollar expenditures.
- Booster Club Funding/Contributions must be included in the expenditures total.
- Indicate percentage of total expenditures for each gender: Total Expenditures \$ % for boys % for girls

Principal's Signature: [Signature] Date: 04.13.14

2003-2004 KHSAA TITLE IX ATHLETICS AUDIT

KHSAA
Form T41
Rev. 8/03

Checklist - Overall Interscholastic Athletics Program

Areas of Compliance	ADVANTAGE TO (Respond based on Internal Evaluation by checking the appropriate column.)		
	GIRLS' PROGRAM	BOYS' PROGRAM	NEITHER PROGRAM
OPPORTUNITIES			
Accommodation of Interest and Abilities			X
BENEFITS			
Equipment and Supplies			X
Scheduling of Games and Practice Time			X
Travel and Per Diem Allowances			X
Coaching			X
Locker Rooms, Practice and Competitive Facilities			X
Medical and Training Facilities and Services			X
Publicity			X
Support Services			X
Athletic Scholarships			na
Tutoring			na
Housing and Dining Facilities and Services			na
Recruitment of Student Athletes			na

Principal's Signature: _____

D. L. Cox

Date: 04.13.04

SCHOOL NAME

Breckinridge County High School

2003-2004

TITLE IX


CORRECTIVE ACTION PLAN

To complete this form, indicate the intended area which needs corrective action, the suggested change and time table for implementation. You may copy this form as needed. Please attach corrective action plans along with audit forms and submit by April 15, 2004.

ITEM FOR CORRECTION	SUGGESTED CHANGE	TIME TABLE FOR CORRECTIVE ACTION
"Preferred time" scheduling for girls' basketball games	Continue to increase number	Ongoing efforts during 2004-05 season scheduling
Improved publicity regarding tryouts	Increase efforts of publicity	Focus on publicizing tryouts in local media

* For all areas currently identified as items for correction, an intended corrective action explanation is needed. THIS FORM SHALL BE TYPED.

Principal's Signature:



Date:

04.14.04

CORRECTIVE ACTION PLAN

In an ongoing effort to increase the number of "preferred time" weekend girls' basketball games, much improvement has occurred. As other surrounding districts also focus on this, additional improvement should routinely occur.

As mentioned in several student questionnaires, an improved effort on publicity may be helpful. In addition to school announcements, team tryouts should be advertised on the local radio and in the local newspaper next year so parents are aware of their occurrence. This will provide students and parents more time for preparation.

2003-2004 INTERSCHOLASTIC ATHLETICS SURVEY

Summary of Student Responses

School Name	BRECKINRIDGE COUNTY HIGH SCHOOL
School Enrollment	823
Date	3/30/2004
Completed By	Wanda Tate

Instructions:

1. Summarize the Student Athletics Interest Surveys Form T-61 by listing the total number of responses on the line next to each sport.
2. Under the Other Category please provide a listing of the sports as well as the number of students who are interested in participating.
3. Please sign and date the Summary Form (T-63) and mail the Summary Form only to the KHSAA by April 15, 2004. Do not mail the student surveys (Form T-61). However, these Forms should be maintained in your files in the event they are requested subsequently.

510 Number of Surveys

510 Total Returned (*A minimum of 80% return is expected*)

9-11 Grades Surveyed

How Was The Survey Administered? in English classes

(e.g. was it given in all English classes, or all home rooms, or advisee/advisor?)

Fall Sports (List Total Number of Participation Responses)

18 Cross Country (Girls)
11 Cross Country (Boys)
16 Field Hockey (Girls)
88 Football (Boys)
12 Golf (Girls)
27 Golf (Boys)
40 Soccer (Girls)
18 Soccer (Boys)
59 Volleyball (Girls)
18 Volleyball (Boys)

Winter Sport (List Total Number of Participation Responses)

36 Basketball (Girls)
62 Basketball (Boys)
47 Gymnastics (Girls)
22 { Indoor Track (Girls)
 Indoor Track (Boys)
54 Swimming & Diving (Girls)
19 Swimming & Diving (Boys)

Spring Sport (List Total Number of Participation Responses)

<u>52</u>	Baseball (Boys)
<u>29</u>	Fast Pitch Softball (Girls)
<u>21</u>	Slow Pitch Softball (Girls)
<u>44</u>	Tennis (Girls)
<u>20</u>	Tennis (Boys)
<u>17</u>	Track (Girls)
<u>22</u>	Track (Boys)

Other Sports (From Student Survey T-61 Question 10)

Name of Sport	Number of Students Interested In Participating
<u>swimming</u>	<u>32</u>
<u>wrestling</u>	<u>28</u>
<u>soccer</u>	<u>17</u>
<u>powder puff</u>	<u>13</u>
<u>ping pong</u>	<u>11</u>
<u>tennis</u>	<u>10</u>
<u>hockey</u>	<u>7</u>
<u>boxing</u>	<u>6</u>

Number of Students who participate in Intramural Sports.
(From Student Survey T-61 Question 5)

<u>Sport</u>	<u>Number</u>
<u>NA</u>	<u> </u>
<u> </u>	<u> </u>
<u> </u>	<u> </u>
<u> </u>	<u> </u>
<u> </u>	<u> </u>
<u> </u>	<u> </u>

List Intramural Sports students are interested in adding:
(From Student Survey T-61 Question 6)

<u>Sport</u>	<u>Number</u>
<u>basketball</u>	<u>31</u>
<u>swimming</u>	<u>25</u>
<u>wrestling</u>	<u>24</u>
<u>soccer</u>	<u>22</u>
<u>football</u>	<u>21</u>
<u>ping pong</u>	<u>13</u>

Participation in Non-School Sports Activities
(From Student Survey T-61 Question 7)

<u>Sport</u>	<u>Number</u>
<u>softball</u>	<u>43</u>
<u>basketball</u>	<u>35</u>
<u>football</u>	<u>15</u>
<u>paintball</u>	<u>11</u>
<u>shooting sports</u>	<u>10</u>
<u>skateboarding</u>	<u>9</u>

Reasons for not participating in interscholastic athletics.
(From Survey Question 8)

<u>Response</u>	<u>Number</u>
<u>28</u> I prefer other activities such as band, chorus, etc.	
<u>75</u> I don't have time	
<u>23</u> The practice schedules and game times are inconvenient	
<u>65</u> The sport I like isn't offered	
<u>18</u> It's too expensive	
<u>10</u> I prefer to participate in club or intramural sports	
<u>80</u> Working	
<u>60</u> Other	
<u>grades, registered late, paintball, boring, too old, couldn't make team, no transportation</u>	

Student Suggestions to encourage participation

Improve field conditions, raise age of participation, begin wrestling team, add more sports, lower costs, shorten practices, publicize tryouts, use radio for announcements of tryouts, intramural basketball, wrestling, begin dance team, begin rodeo, form local tournaments, build swimming pool, promote better school spirit, provide transportation, begin billiards competition

Robert A. Cox
Principal's Signature

04.13.04
Date